

# Update: COVID-19 Vaccination

Justin Mates

Deputy County Manager

June 24, 2021



**SAN MATEO  
COUNTY HEALTH**

All together better.

Total Individuals Vaccinated  
**570,689**

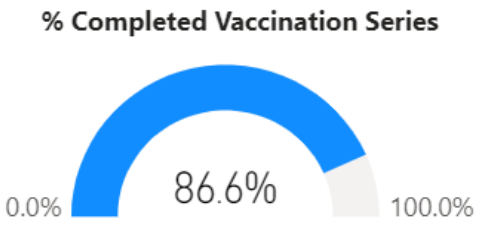
as of  
**6/22/2021**

County Population: **774,990**  
County Population 16+ years: **626,100**  
%16+ years Vaccinated: **87.3%**  
County Population 12+ years: **666,252**  
%12+ years Vaccinated: **85.7%**

**Date Administered**



Individuals Who Completed  
Vaccination Series  
**493,973**



Total Vaccine Doses Administered  
**1,028,036**

**COVID 19 Vaccinations of San Mateo County Residents**

Age	Number with at least 1 dose	**Population	Percent population reached	Number with series completed	Percent population with series completed
12-15	24,033	40,152	59.9%	17,777	44.3%
16-24	58,291	75,394	77.3%	47,700	63.3%
25-34	91,018	81,877	111.2%	76,086	92.9%
35-44	97,178	102,798	94.5%	83,859	81.6%
45-54	91,570	106,284	86.2%	80,981	76.2%
55-64	88,929	104,592	85.0%	79,792	76.3%
65-74	68,876	85,260	80.8%	61,386	72.0%
75-84	35,508	45,125	78.7%	32,517	72.1%
85+	15,286	24,770	61.7%	13,875	56.0%
<b>Total</b>	<b>570,689</b>	<b>666,252</b>	<b>85.7%</b>	<b>493,973</b>	<b>74.1%</b>


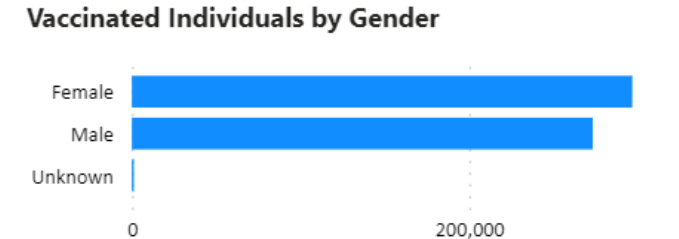
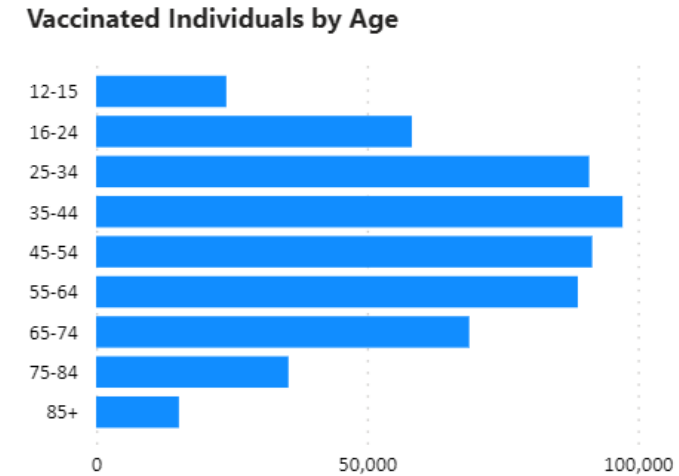
Gender	Number with at least 1 dose	**Population 12+	Percent population 12+ reached	Number 12+ with series completed	Percent population 12+ with series completed
Female	296,696	338,793	87.6%	258,139	76.2%
Male	273,324	327,459	83.5%	235,339	71.9%
Unknown	669	-	-	495	-
<b>Total</b>	<b>570,689</b>	<b>666,252</b>	<b>85.7%</b>	<b>493,973</b>	<b>74.1%</b>

Race/Ethnicity	Number with at least 1 dose	**Population 12+	Percent population 12+ reached	Number 12+ with series completed	Percent population 12+ with series completed
American Indian / Alaska Native	1,279	1,133	112.9%	1,020	90.0%
Asian	163,850	168,473	97.3%	145,969	86.6%
Black / African American	9,564	17,006	56.2%	8,356	49.1%
American Hispanic	85,329	175,218	48.7%	70,061	40.0%
Multiracial*	9,599	24,201	39.7%	8,810	36.4%
Native Hawaiian / Pacific Islander	5,408	9,581	56.4%	4,675	48.8%
Other Race	52,066	-	-	44,395	-
White	212,461	270,640	78.5%	191,214	70.7%
Unknown	31,133	-	-	19,473	-
<b>Total</b>	<b>570,689</b>	<b>666,252</b>	<b>85.7%</b>	<b>493,973</b>	<b>74.1%</b>

\*Due to issues with CAIR2, the methodology used for race/ethnicity of individuals who have been vaccinated has been updated as of 4/19/2021. The updates are intended to correct a specific data issue in the CAIR2 state system for the reporting of race/ethnicity and specifically in the overcount of individuals who identify as multiracial.

\*\*Population source: California Department of Finance. Report P-3: Population Projections, California, 2010-2060 as of April 2021.




This dashboard provides a summary of vaccinations administered to San Mateo County (SMC) residents only. SMC residents may work outside of SMC and may receive vaccinations in other counties. Vaccinations administered as part of federal health care organizations or programs such as the Department of Veterans Affairs (VA) report to federal immunization systems, may not report into CAIR2, and may not be included in vaccination numbers on the dashboard. On February 2, 2021, CDPH reported a possible undercount in the number of vaccinations administered to county residents for a portion of records submitted to CAIR2; corrections to previously reported vaccination data are underway.

Total Individuals Vaccinated  
**134,547**  
 as of  
**6/22/2021**

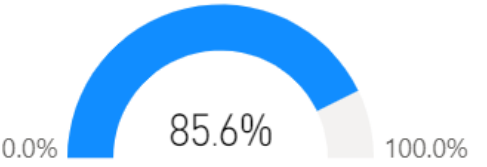
County Population: **774,990**  
 County Population 16+ years: **626,100**  
 % County 16+ Vaccinated: **87.3%**  
 County Population 12+ years: **666,252**  
 % County 12+ Vaccinated: **85.7%**  
 Health Equity Quartile 16+ years: **173,189**  
 % Health Equity Quartile 16+ Vaccinated: **75.0%**

Date Administered



Individuals Who Completed  
 Vaccination Series  
**115,138**

% Completed Vaccination Series

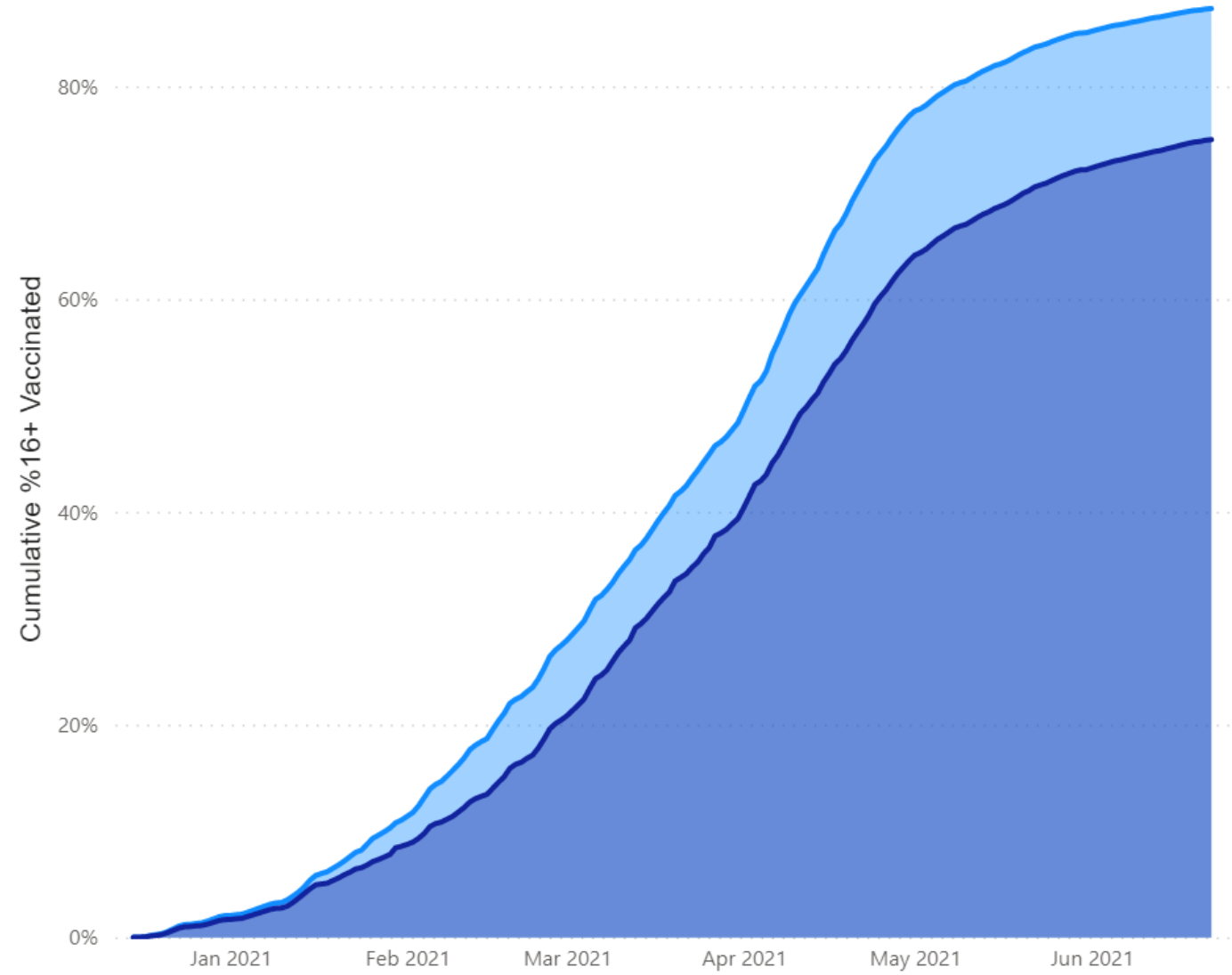


Total Vaccine Doses Administered  
**240,351**

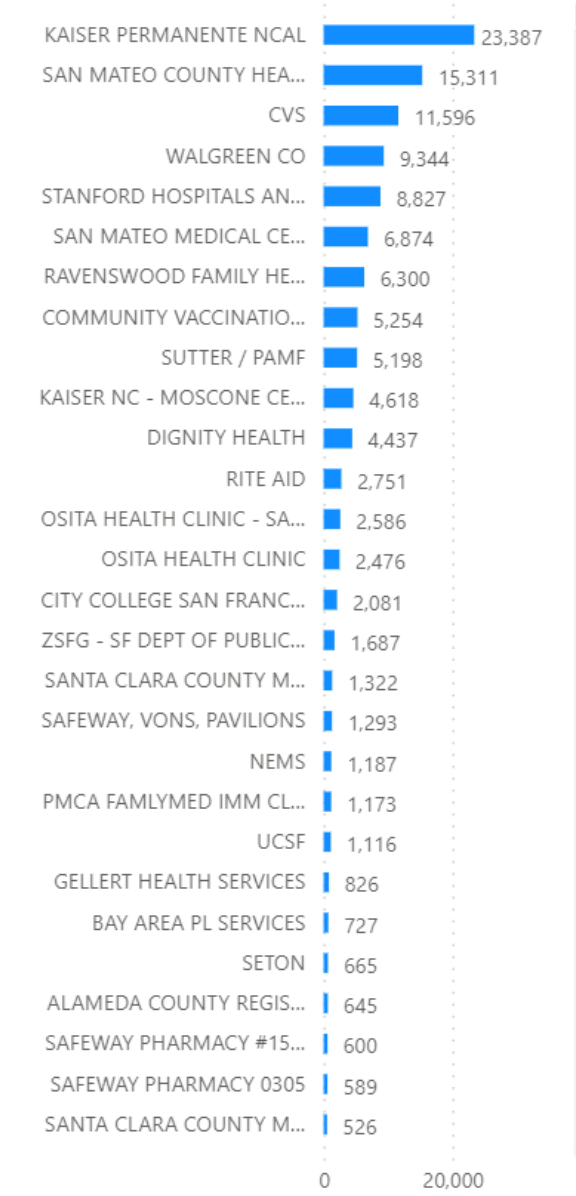
# COVID 19 Vaccinations in Health Equity Quartile Compared to SMC by Vaccine Administrator

## % 16+ Vaccinated: County vs HEQ

● % County 16+ Vaccinated ● % HEQ 16+ Vaccinated



## Total 16+ Years Vaccinated By



# Federal and State Updates

## CA Blueprint for a Safer Economy ended on June 15

- **Vaccinated people do not need to wear masks, except when:**
  - On public transit
  - Indoors in K-12 schools, childcare, other youth settings
  - State/local detention and correctional facilities
  - Homeless/emergency shelters, and cooling centers
- **Unvaccinated people are required to mask in indoor public settings and businesses**
  - Retail
  - Restaurants
  - Meetings
  - Theaters
  - Family entertainment centers
  - State and local government offices
- **State aligned with CDC masking guidance on June 15**

# Vaccination Updates

Vaccinations continue and are **available throughout the County** at County-sponsored clinics, community clinics, private health care providers, pharmacies and targeted community vaccination clinics in communities with lowest vaccine coverage.

**Vaccine Clinic Calendar:** <https://www.smchealth.org/vaccine-clinic-calendar>

**Vaccine Site Interest Form** – Groups can request to **host a Pop-up Vaccine Event** for a minimum of 25 people

<https://forms.office.com/Pages/ResponsePage.aspx?id=Nfb6DU2gzEin422hrwiD-S6Nu8Fm05tAID6PWRPnVixUMUhXVku3ODBEWjJYV0pZRkhDWIgxSUI5TCQIQCN0PWcu>

Appointments can be accessed **via MyTurn four or more days before the clinic; appointments are not required, walk-ups welcomed!**

**MyTurn:** <https://myturn.ca.gov/>



# FREE COVID-19 VACCINE CLINICS

June 27<sup>th</sup> through July 31<sup>st</sup>

## Fair Oaks Health Center

2710 Middlefield Road – Redwood City

**Wednesdays**

1:30 – 7:30 pm

**Sundays**

10:00 am – 2:00 pm

Pfizer (12+) and Janssen (18+)  
first and second doses available

**All people ages 12+ in San Mateo County**  
(if under 18, with parental consent)

## WALK UPS WELCOME

or register for an appointment at

<https://myturn.ca.gov/> or call 1-833-422-4255

**All are welcome, regardless of immigration status.**



SAN MATEO COUNTY HEALTH  
**SAN MATEO  
MEDICAL CENTER**



SAN MATEO  
COUNTY HEALTH  
All together better.

# County's Ongoing Activities

- **SMMC** will continue vaccinations at skilled nursing, inpatient, and ambulatory clinics
- **Operate weekly regional** County-sponsored vaccine clinics in EPA, RWC/NFO, SM, SSF, DC, and HMB **(through July 31)**
- **Stand-up Pop-up Clinics** generated by requests through online Vaccine Site Interest Form
- **Leverage Federal Pharmacy Program in 60** local pharmacies to provide referrals for next day appointments
- **Strengthen coordination** of regional outreach strategies and community engagement
- Develop and implement **Vaccine Education Resources (w/taskforce)**
  - Compile resource tool kit of vaccine education collateral
  - Develop and conduct training with County staff, key CBOs and other stakeholders grounded in cultural humility principles and motivational interviewing techniques
- **Continue to study vaccination data to enhance micro-targeted efforts**



THANK YOU



**SAN MATEO  
COUNTY HEALTH**

All together better.